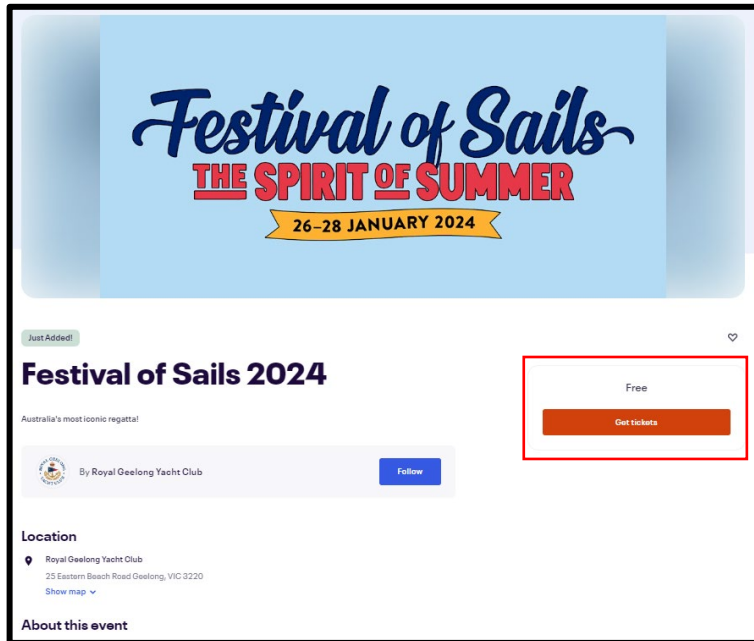


INSTRUCTIONS FOR ACCESSING YOUR TICKETS

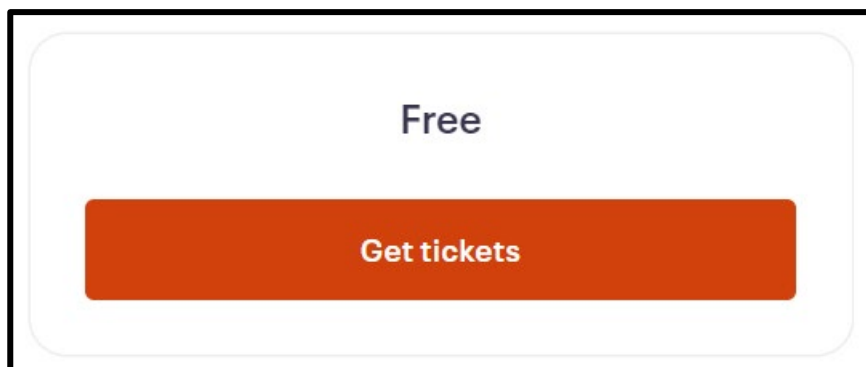
NOTE: The event will be ticketed from 5pm on Friday and Saturday nights so you **MUST** book a ticket if you would like to come after this time. You do not need a ticket for Sunday.

1. Access the tickets through this link:

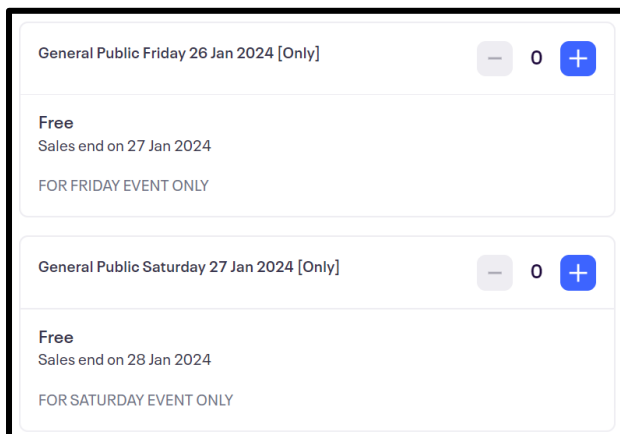
<https://festivalofsails2024.eventbrite.com.au>



2. Click 'Get Tickets'



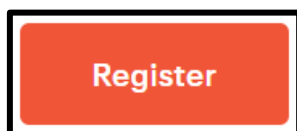
3. There are 2 ticket options, one for Friday 26th, and one for Saturday 27th. **If you wish to attend both days, you MUST select both tickets.**



4. Use the '+' and '-' buttons to select the number of tickets you would like to book.

NOTE: There is a limit of 2 tickets per transaction for each day of the event.

5. Click '**Register.**'



6. Continue the transaction as per instructions on your screen. You will be asked to provide details for each individual ticket, including:

- i. Name
- ii. Email
- iii. Postcode
- iv. Age range

7. You will receive an email with a PDF attachment. This will have a QR code which you will use to access the event.



Thanks for your order!

INSTRUCTIONS FOR ACCESSING YOUR COMPETITOR TICKETS

NOTE: Please have your sail number ready before you start. You will need it to access your competitor ticket.

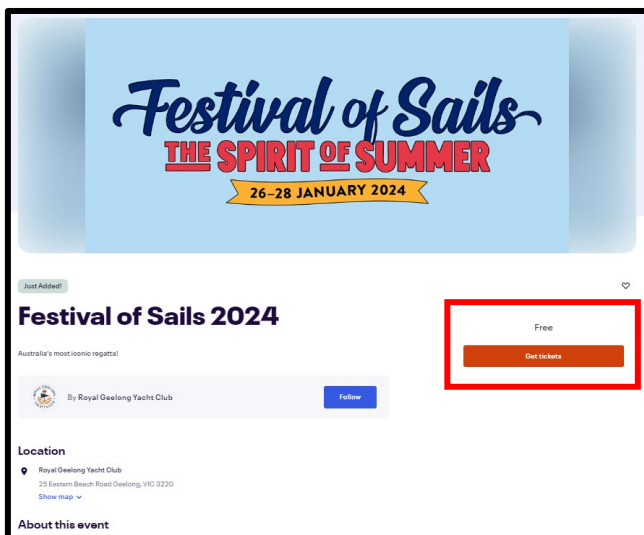
The skipper will pass on the sail number to crew members and they will book their own ticket.

If you are also a member of RGYC, please register as a competitor.

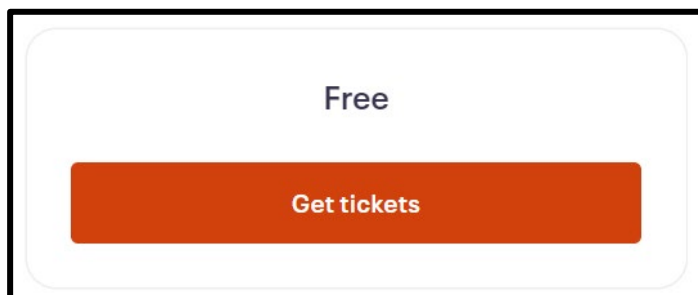
Your ticket is valid for all 3 days of the event. The event will be ticketed from 5pm on Friday and Saturday nights so you **MUST book a ticket if you would like to come after this time.**

1. Access the tickets through this link:

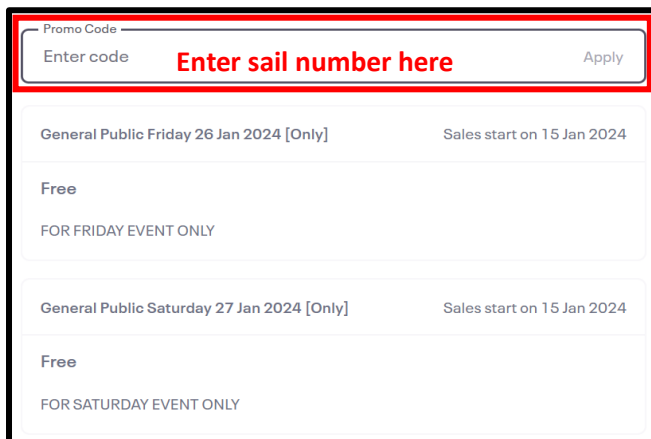
<https://festivalofsails2024.eventbrite.com.au>



2. Click 'Get Tickets'



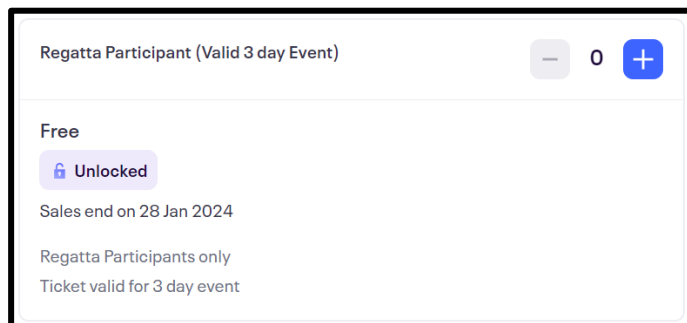
3. There is a box labelled 'Promo Code' at the top of the page where you will **enter your sail number**. Click 'Apply.'



The screenshot shows a 'Promo Code' input field with the placeholder text 'Enter code' and a red prompt 'Enter sail number here'. An 'Apply' button is to the right. Below the field are two event options:

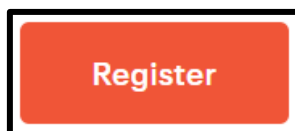
General Public Friday 26 Jan 2024 [Only]	Sales start on 15 Jan 2024
Free	
FOR FRIDAY EVENT ONLY	
General Public Saturday 27 Jan 2024 [Only]	Sales start on 15 Jan 2024
Free	
FOR SATURDAY EVENT ONLY	

4. This will reveal a competitor ticket option. Use the '+' and '-' buttons to select the number of tickets you would like to book for your crew.
NOTE: There is a limit of 10 tickets per sail number. If you require more than 10 tickets, please contact the Royal Geelong Yacht Club on (03) 5229 3705 or info@rgyc.com.au.



The screenshot shows a ticket selection interface for 'Regatta Participant (Valid 3 day Event)'. It features a quantity selector with a minus button, '0', and a plus button. The ticket is listed as 'Free' and 'Unlocked'. Additional details include 'Sales end on 28 Jan 2024', 'Regatta Participants only', and 'Ticket valid for 3 day event'.

5. Click 'Register.'



6. Continue the transaction as per instructions on your screen. You will be asked to provide details for each individual ticket, including:
- i. Name
 - ii. Email
 - iii. Postcode
 - iv. Age range

- v. If you are also a RGYC member (and if so, your member number)
7. You will receive an email with a PDF attachment. This will have a QR code which you will use to access the event.



Thanks for your order!

INSTRUCTIONS FOR ACCESSING YOUR MEMBER TICKETS

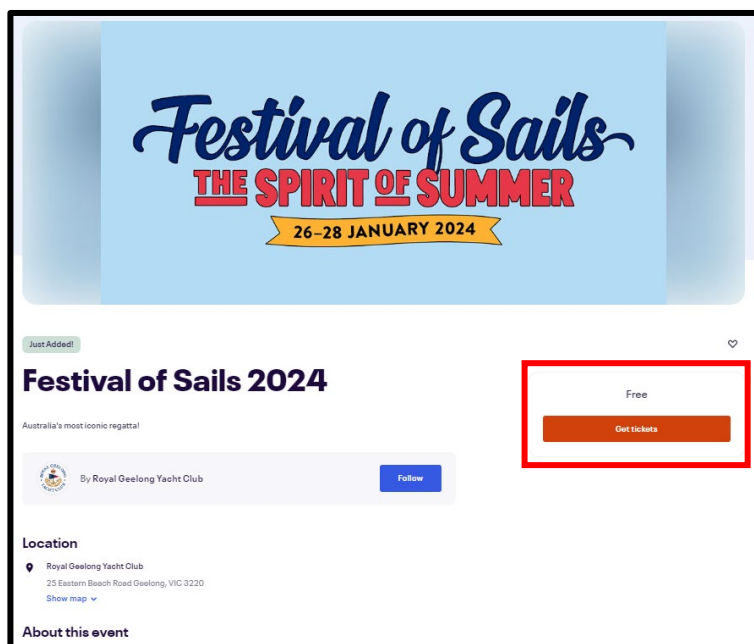
NOTE: Please have your member number ready before you start. You will need it to access your member ticket. You can find the number on your member access pass on the front under your name.

If you are also a competitor, please register as a competitor, NOT a member.

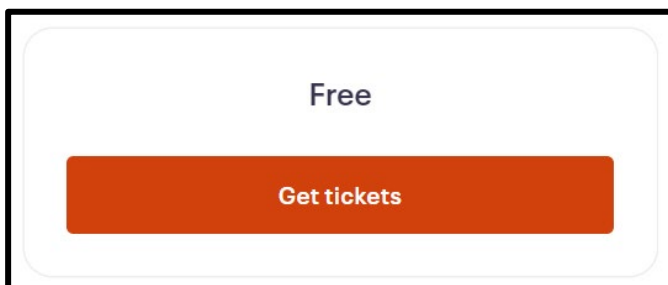
Your ticket is valid for all 3 days of the event. The event will be ticketed from 5pm on Friday and Saturday nights so you MUST book a ticket if you would like to come after this time.

1. Access the tickets through this link:

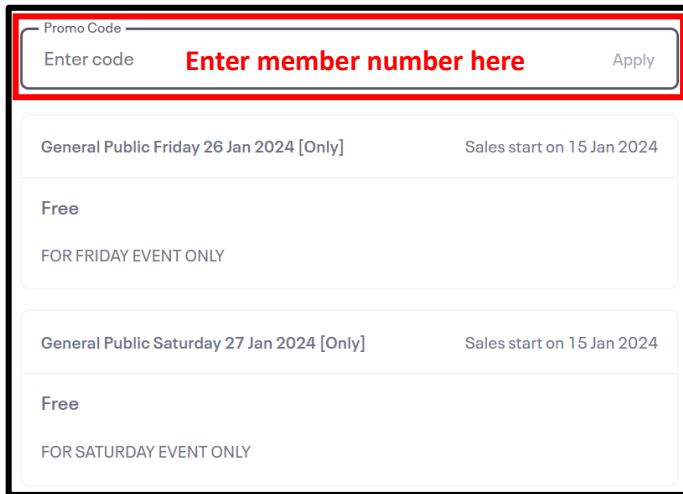
<https://festivalofsails2024.eventbrite.com.au>



2. Click 'Get Tickets'



3. There is a box labelled '**Promo Code**' at the top of the page where you will **enter your member number**. Click '**Apply**.'



Promo Code

Enter code **Enter member number here** Apply

General Public Friday 26 Jan 2024 [Only] Sales start on 15 Jan 2024

Free

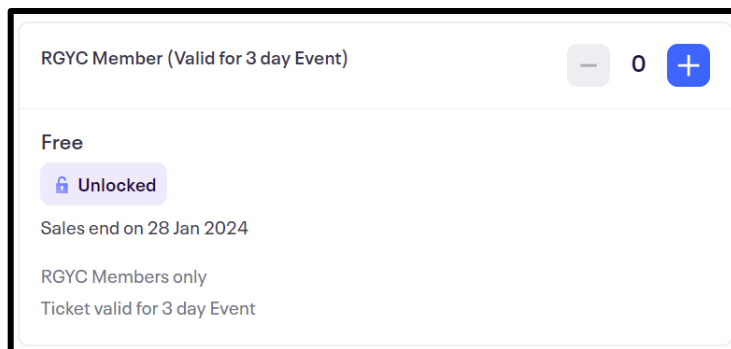
FOR FRIDAY EVENT ONLY

General Public Saturday 27 Jan 2024 [Only] Sales start on 15 Jan 2024

Free

FOR SATURDAY EVENT ONLY

4. This will reveal a member ticket option. Use the '+' and '-' buttons to select the number of tickets you would like to book.
NOTE: There is a limit of 2 tickets per member.



RGYC Member (Valid for 3 day Event) - 0 +

Free

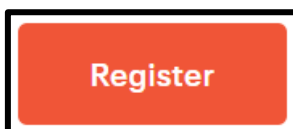
Unlocked

Sales end on 28 Jan 2024

RGYC Members only

Ticket valid for 3 day Event

5. Click '**Register**.'



6. Continue the transaction as per instructions on your screen. You will be asked to provide details for each individual ticket, including:

- i. Name
- ii. Email
- iii. Postcode
- iv. Age range
- v. If you are also a 2024 Festival of Sails competitor (and if so, your Sail Number)

7. You will receive an email with a PDF attachment. This will have a QR code which you will use to access the event.



Thanks for your order!